

İNGİLİZCE DİL EĞİTİMİ

SCRABBLE



“

SCRABBLE NASIL OYNANIR?

”

1. 2, 3 YA DA 4 KİŞİLİK GRUPLARLA DAHA ETKİLİ OYNANSA DA SINIF İÇERİSİNDE 6-8 KİŞİLİK GRUPLAR DA OLUŞTURULABİLİR. YUKARIDAN AŞAĞIYA VE SAĞDAN SOLA OYNANAN KARE BULMACALARA BENZER. SADECE ÇOCUKLARIN DEĞİL HER YAŞTAN BİREYLERİN OYNAMASI İÇİN UYGUNDUR.

2.

- HARFLERİN TAMAMI BİR TORBAYA KONUR. ARDINDAN TORBADAN HER OYUNCU İÇİN RASTGELE BİR HARF ÇEKİLİP DAĞITILIR. KİMİN HARFI ALFABETİK SIRALAMADA "A" HARFINİ EN YAKIN İSE OYUN O KİŞİ İLE BAŞLAR.
- ARDINDAN HER OYUNCU HARFİNİ YENİDEN TORBAYA BIRAKIR VE RASTGELE 7'ŞER TANE ÇEKER.

3. MERKEZDEKİ KARE İÇERİSİNDEKİ HARFI DE İÇİNE ALARAK EN AZ İKİ HARF KULLANIP ANLAMLI BİR İNGİLİZCE KELİME OLUŞTURMAYI BAŞARAN İLK KİŞİ HARFLERİNİ DİZER VE PUANINI ALIR.

- ALINAN PUAN OLUŞTURULAN KELİMENİN HARF SAYISI İLE DOĞRU ORANTILI OLACAK ŞEKİLDE HESAPLANIR.
- KELİMESİNİ OLUŞTURAN KİŞİ KAÇ TANE HARF KULLANDIYSA TORBADAN AYNI SAYIDA HARF ÇEKER. BÖYLECE ELDEKİ TOPLAM HARF SAYISININ DAİMA 7 OLARAK KALMASI SAĞLANIR.

4.

- SİRASI GELİP KELİME OLUŞTURAMAYAN KİŞİ PAS DER VE SIRA BİR SONRAKİ OYUNCUYA GEÇER.
- OYUN BU ŞEKİLDE TORBADAKİ BÜTÜN HARFLER BİTENE KADAR DEVAM EDER.
- OYUN SONUNDA EN ÇOK PUANI ALAN KİŞİ KAZANIR.

Batman İl Milli Eğitim Müdürlüğü
#HayatiEveSıjdırdık

CHINESE WHISPERS



“

CHINESE WHISPERS NASIL OYNANIR?

”

1. TAM DA TAHMİN ETTİĞİNİZ GİBİ; ÇOCUKLUĞUMUZDA OYNADIĞIMIZ KULAKTAN KULAĞA OYUNU... ANCAK BURADA KELİMELERİ TÜRKÇE DEĞİL İNGİLİZCE SÖYLÜYÜRÜZ.

2.

EN AZ 4 KİŞİ İLE BAŞLAYIP DAHA KALABALIK GRUPLAR İLE OYNANABİLEN BİR OYUNDUR. OYNAYACAK KİŞİLER BİRBİRİNİN ARDI SIRA YAN YANA OTURARAK YA DA AYAKTA DİZİLİR. SIRANIN EN BAŞINDAKİ KİŞİ YANINDAKİNİN KULAĞINA İNGİLİZCE BİR KELİME SÖYLER. O DA AYNI KELİMEYİ YANINDAKİNİN KULAĞINA SÖYLEYECEKTİR

3. BU FİSİLDAMA SIRANIN SONUNA KADAR DEVAM EDER. EN SON OYUNCU KULAĞINA FİSİLDANAN KELİMEYİ VE TÜRKÇE KARŞILIĞINI SESLİ BİR ŞEKİLDE SÖYLER.
- KELİME DOĞRU İSE SÖYLEYEN KİŞİ 1 PUAN ALIR. EĞER KELİME YANLIŞ ANLAŞILMIŞ İSE KELİMEYİ İLK SÖYLEYEN KİŞİ DOĞRUSUNU HERKESİN DUYACAĞI ŞEKİLDE SÖYLER VE 1 PUANI KENDİ HANESİNE YAZDIRIR.

4.

TURUN SONUNDA İNGİLİZCE KELİMEYİ SÖYLEYEN VE SIRANIN BAŞINDA YER ALAN KİŞİ SIRANIN EN SONUNA GEÇER. BÖYLECE KELİME SÖYLEME SIRASI İKİNCİ OYUNCUYA GELİR. KULAKTAN KULAĞA OYNARKEN SÖYLENECEK SÖZCÜKLER DİLERSENİZ OKULDA İŞLENEN ÜNİTENİN KONUSUNA GÖRE KATEGORİZE EDİLEBİLİR. MESELA RENKLER, HAYVANLAR, MEYVELER, SEBZELER GİBİ FARKLI KELİME GRUPLARINDAN BİRİNİ SEÇEREK ÖĞRENİLEN KONUNUN PRATIĞINI YAPABİLİRSİNİZ.

Batman İl Milli Eğitim Müdürlüğü
#HayatıEveSiğirdik

TABU (TABOO)



“

”

TABU NASIL OYNANIR?

1.

ÇOCUKLAR İÇİN İNGİLİZCE EĞİTİCİ OYUNLAR ARIYORSANIZ TÜM DÜNYADA BÜYÜK BİR KEYİFLE OYNANAN TABU OYUNUNUN ORJİNALİNİ YANI İNGİLİZCE DİLİNDE OLAN "TABOO" KUTUSUNU SATIN ALABİLİRSİNİZ. TABOO, TÜRKÇEDE "YASAK, KONUŞULAMAZ" ANLAMINA GELİR. DİLERSENİZ ÖĞRENCİ GRUBUNUZUN SEVİYESİNE GÖRE OYUN KARTLARINIZI KENDİNİZ HAZIRLAYIP KENDİ TABUNUZU KENDİNİZ DE TASARLAYABİLİRSİNİZ.

2.

EN AZ 30 TANE DİKDÖRTGEN ŞEKİLDE KESİLMİŞ, KARTONDAN EL KARTLARI HAZIRLAYIN. HER BİR KARTIN ÜZERİNE İNGİLİZCE BİR KELİME YAZIN. KELİMENİN ALTINDA İSE O KELİMEYİ ÇAĞRIŞTIRACAK EN YAKIN, EN İLİŞKİLİ 5 KELİMEYİ DAHA EKLEYİN. BEYAZ BİR MUKAVVAYI KARE ŞEKİLDE KESEREK OYUN TABLANIZI HAZIRLAYIN. TABLANIN ÜZERİNE BAŞLANGIÇ NOKTASINDAN BAŞLAYARAK BİTİŞ NOKTASINA KADAR, SIRAYLA ADIM ADIM DİLEDİĞİNİZ SAYIDA BASAMAK ÇİZİN. 2 TANE DE PİYON OLUŞTURUN.

3.

İSTEDİĞİNİZ SAYIDA GRUP OLUŞTURUN. HAZIRLADIĞINIZ KARTLARI KARIŞTIRARAK TERS BİR ŞEKİLDE TABLANIN ÜZERİNE KOYUN. BİR KUM SAATI HAZIRLADIKTAN YA DA ELİNİZE KRONOMETRENİZİ ALDIKTAN SONRA OYUNA BAŞLAYABİLİRSİNİZ. OYUNA BAŞLAYACAK EKİPTEN BİR OYUNCU SÜRENİN BAŞLATILMASI İLE BİRLİKTE KARTLARDAN BİRİNİ ÇEKER. AMACI KARTTA YAZAN KELİMEYİ ALTINDA YER ALAN TABU SÖZCÜKLERİ KULLANMADAN ARKADAŞLARINA ANLATMAK VE DOĞRU KELİMEYİ ONLARA BULDIRMAKTIR.

4.

· EKİP ARKADAŞLARINDAN BİRİ BELİRLENEN SÜRE İÇERİSİNDE DOĞRU KELİMEYİ BULMUŞSA VE SÜRE HENÜZ BİTMEMİŞ İSE; OYUNCU, YENİ BİR KART ÇEKEREK SIRADAKİ İNGİLİZCE SÖZCÜĞÜ ANLATMAYA DEVAM EDEBİLİR.
· SÜRE SONUNDA EKİP TOPLAMDA KAÇ TANE KELİME BİLDİYESE O EKİBİN PİYONU TABLA ÜZERİNDE O KADAR BASAMAK İLERLER. ARDINDAN ANLATMA SIRASI SIRADAKİ EKİBE GEÇER.
· BİTİŞ NOKTASINA İLK GELEN OYUNU KAZANACAKTIR.

Batman İl Milli Eğitim Müdürlüğü
#HayatıEveSığdırdık

BEN BİTİRDİM SEN BAŞLA



“

”

NASIL OYNANIR?

1. TÜRKÇESİ ÇOK BİLİNDİK OLAN VE ÖĞRENCİLERİN SEVEREK OYNADIĞI BU OYUN KÜÇÜK BİR DEĞİŞİKLİKLE ÇOCUKLAR İÇİN İNGİLİZCE EĞİTİCİ OYUNLAR SEÇENEKLERİNDEN BİRİ OLABİLİR. TEK YAPMANIZ GEREKEN ŞEY KELİMELERİNİZİ İNGİLİZCE SEÇMEK.

2. MINİMUM 2 OLMAK ÜZERE DİLEDİĞİNİZ KADAR KİŞİ İLE OYNAYABİLİRSİNİZ.
 - OYUNCULARDAN BİRİ BİR SÖZCÜK SÖYLEYEREK OYUNU BAŞLATIR.
 - YANINDAKİ OYUNCU SÖYLENEN KELİMENİN SON HARFI İLE BAŞLAYACAK ŞEKİLDE YENİ BİR KELİME SÖYLER. ANCAK BUNU YAPMASI İÇİN 10 SANİYESİ VARDIR.

3. SIRADAKİ OYUNCU İSE YİNE AYNI ŞEKİLDE SÖYLENEN SÖZCÜĞÜN SON HARFI İLE BAŞLAYAN YENİ BİR KELİME BULUR. DAHA ÖNCE SÖYLENEN BİR KELİME TEKRAR KULLANILMAZ VE OYUN BU ŞEKİLDE DEVAM EDER.
 - OYUNCULARDAN BİRİ 10 SANİYE İÇERİSİNDE YENİ BİR SÖZCÜK BULAMAZ İSE KAYBEDEREK ELENİR VE OYUN TEKRAR BAŞLATILIR.

4.

BU OYUNU SADECE SINIF ORTAMINDA DEĞİL DİLERSENİZ EVDE AİLECE HATTA UZUN YOLCULUKLARINIZDA HEM ZAMAN GEÇİRMEK HEM DE İNGİLİZCE SÖZCÜK PRATİĞİ YAPMAK AMAÇLI OYNAYABİLİRSİNİZ.

ENGLISH FOR HIGH SCHOOL STUDENTS

SPEAKING

Greetings

Look at the picture. What do you say when you first see someone?

1. Hi.
 2. Good morning.
 3. How are you?
 4. Fine. How about you?
 5. Okay. Thanks.
- Hello.
- How are you doing?
- How ya doing? (informal)
- Good afternoon.
- Good evening.



<https://www.youtube.com/watch?v=3wouzi3OZZ>

Daily Activities



Look at the picture.

Read the questions.

Think about the topic.

Warm-up Questions

What are some things that you do every day?

	Monday	Wednesday	Saturday
8:00
10:00
12:00
2:00
4:00
6:00
8:00
10:00

Describe a typical daily routine.

Tell what you do at various times throughout the day.

Ask your partner to tell you his/her daily schedule.

What time do you get up?

What time do you have lunch?

Describe your daily routine to someone you know.

For example,

- I get up at 7:00 every day.
- Then I take a shower, get dressed and eat breakfast.
- I get ready for the distance education at 8:30
- I start lesson at 9:00 on Monday.

- I usually have lunch at 1:00.
- I finish lesson at 10:30
- On Saturday, I sleep in until 11:00.

Ask your partner about his/her daily routine.

For example,

- What time do you usually wake up?
- What do you do between classes?
- What time do you finish work?
- What do you do in the evening?
- What time do you go to bed on the weekends?

Body and Health

Look at the picture.

Read the questions.

Think about the topic.



Warm Up

Do you know the parts of your body in English?

Do you know how to talk about health issues in English?

In this lesson, you will learn about words for body parts and phrases for talking about feelings and health.

See the activities below.

Vocabulary

Say the following words out loud while looking at the pictures.

Nose	Hand	Fingers	Face
			
Ear	Mouth	Leg	Feet
			
Head	Arm	Chin	Elbow
			
Shoulder	Knee	Ankle	Wrist



Body and Health

Speaking Practice

Talking about Feelings and Health

Practice these phrases for talking about feelings and health.

How's the weather today?

It's really cold.

Let's stay inside.

How do you feel?

I'm fine.

That's good.

How are you feeling?

Not too good.

Sorry to hear that.

Is everything okay?

I feel sick.

That's too bad.

What's wrong?

I have a headache.

Here's some aspirin.

What's the matter?

My leg hurts.

Let me help you.

Are you all right?

I cut my hand.

That looks serious.

What happened?

He broke his arm.

Call 112!



Examples

How are you feeling today?
Not very good. I have a headache.
That's too bad.
How do you feel today?
Great. How about you?
Pretty good.

Examples

I hurt my elbow.
Are you all right?
I think so.
Ouch! I cut my finger.
Please be more careful.
Ronnie fell down and broke his arm!
Call an ambulance!

Additional Practice

Tell how to take care of your hands, teeth, hair, etc.
Tell about an accident or a time when you hurt yourself.
For example, "Last year, I broke my leg....."



A: Call and tell your boss (B) you can't come to work because of illness.

B: You think A is bluffing (not really sick).

READING



Would you like to experience what going to school was like in the late 1800s?

To start with, imagine everyone in school sharing only one teacher and one classroom.

GAME

memorize recite platform

arithmetic geography

outhouse century vary

imagine experience probably

stove typically



<https://www.cram.com/flashcards/games/jewel/vocabulary-11354424>

II. Before You Read

What is a typical class room like in your school?

What do you think it would be like to study in a small one-room schoolhouse?

III. Reading Time

Would you like to experience what going to school was like in the late 1800s? To start with, imagine everyone in school sharing only one teacher and one classroom.

In the 19th and early 20th centuries, most American students attended a one-room schoolhouse. A single teacher would typically have students in the first through eighth grades, and she taught them all. The number of students varied from six to 40 or more. The youngest children sat in the front, while the oldest students sat in the back. The teacher usually taught reading, writing, arithmetic, history, and geography. Students memorized and recited their lessons.

The classroom of a one-room schoolhouse probably looked much like your own. The teacher's desk may have been on a raised platform at the front of the room, however, and there would have been a wood-burning stove since there was no other source of heat. The bathroom would have been outside in an outhouse.

In Honeoye Falls, New York, there is a one-room schoolhouse where kids today can experience what it was like to be students in the late 19th century. For a week during the summer, they wear 19th century clothes and learn the way children learned more than a hundred years ago.

What else has changed about school since the 19th century?

(Short excerpt from [America's Library](#) article)

IV. After You Read

Mark the following true or false

- a. _____ In a one-room schoolhouse there were at least 2 teachers.
- b. _____ Class had central heating system.

- c. _____ Math was one of the lessons student studied at school.
- d. _____ There is no one-room schoolhouse in 21st century world.
- e. _____ One-room schoolhouse had no bathroom for students to use.

What does this article reminds you of? Have ever heard such an education in your country? Talk abot it with your friends.

WRITING

My Summer Holiday



Think about this before you start writing:


- You are going to write about your next summer holiday. (use future tense)
- What are you going to do?
- Where will you go?
- Who is going with you?
- How long are you planning to stay?
- Will it be your first time there?
- How are you going to get there?
- What are you going to see and do there?
- Do you think you'll have a good time?(explain)



Now it's time to write. Use the box above to help you. You can illustrate your writing with pictures of your holiday if you want.

LISTENING

“I Wanna Dance with Somebody” by Whitney Houston



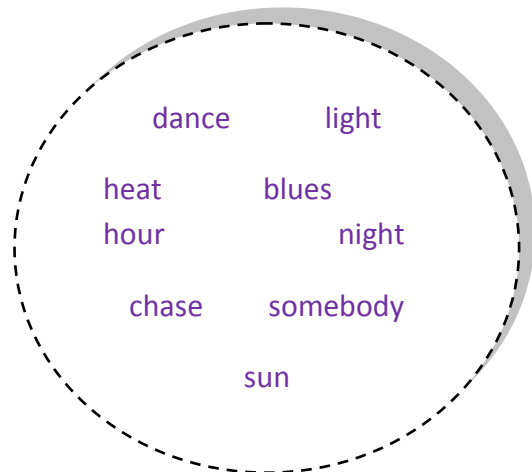
<https://www.youtube.com/watch?v=2dzf4T3RbEc>

Listen to the song and fill in the gaps with the correct word from the bubble

Clock strikes upon the _____
And the _____ begins to fade
Still enough time to figure out
How to _____ my _____ away
I've done alright up to now
It's the _____ of day that shows me how
And when the _____ falls, loneliness calls

[Chorus]

Oh, I wanna _____ with _____
I wanna feel the _____ with somebody
Yeah, I wanna _____ with _____
With somebody who loves me
Oh, I wanna _____ with _____
I wanna feel the _____ with somebody
Yeah, I wanna _____ with _____
With somebody who loves me



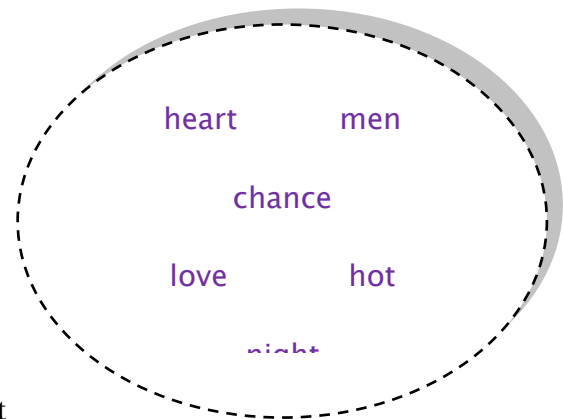
Put the lines into the correct order

___ And I wind up feeling down
___ Sooner or later, the fever ends
___ I need a man who'll take a chance
___ So when the night falls

___ My lonely heart calls
___ Spinning through the town
___ I've been in love and lost my senses
___ On a love that burns hot enough to last

[Chorus]

Somebody oo Somebody oo
Somebody who loves me yeah
Somebody oo Somebody oo
To _____ me in his _____ oh
I need a _____ who'll take a _____
On a _____ that burns _____ enough to last
So when the _____ falls
My lonely _____ calls



[Chorus]

GRAMMAR

How to give advice ?

Using “ Suggest ”

There are two ways which we can use “suggest”

I suggest taking a holiday.

I suggest (that) you take a holiday.

Look at the examples below.

- Doctors suggests staying at home to protect people around us.
- My mother suggests that I buy the red dress.
- My mother suggests I buy the red dress.



Check Point


Suggest can be followed directly by a **gerund**

Suggest can also be followed by *(that)+ subject + (should)+ verb*, but in these clauses both *that* and *should* may be omitted, leaving the subject directly after the verb *suggest*.

Pair work – Conversation Practice



- **Student A:** Ask your partner to describe his/her health problem and make suggestions on how to get better from this health problem.
- **Student B:** Describe your health problem to your partner.
- **Change roles.**



GAME

JEOPARDY
A jeopardy game about feelings and general knowledge

2 1 3

 YES  NO

 <https://jeopardylabs.com/play/feelings-161>

To see if your answer is correct, click again for the answer.

click on the link

Play individually or in groups.

answer the question before clicking again.

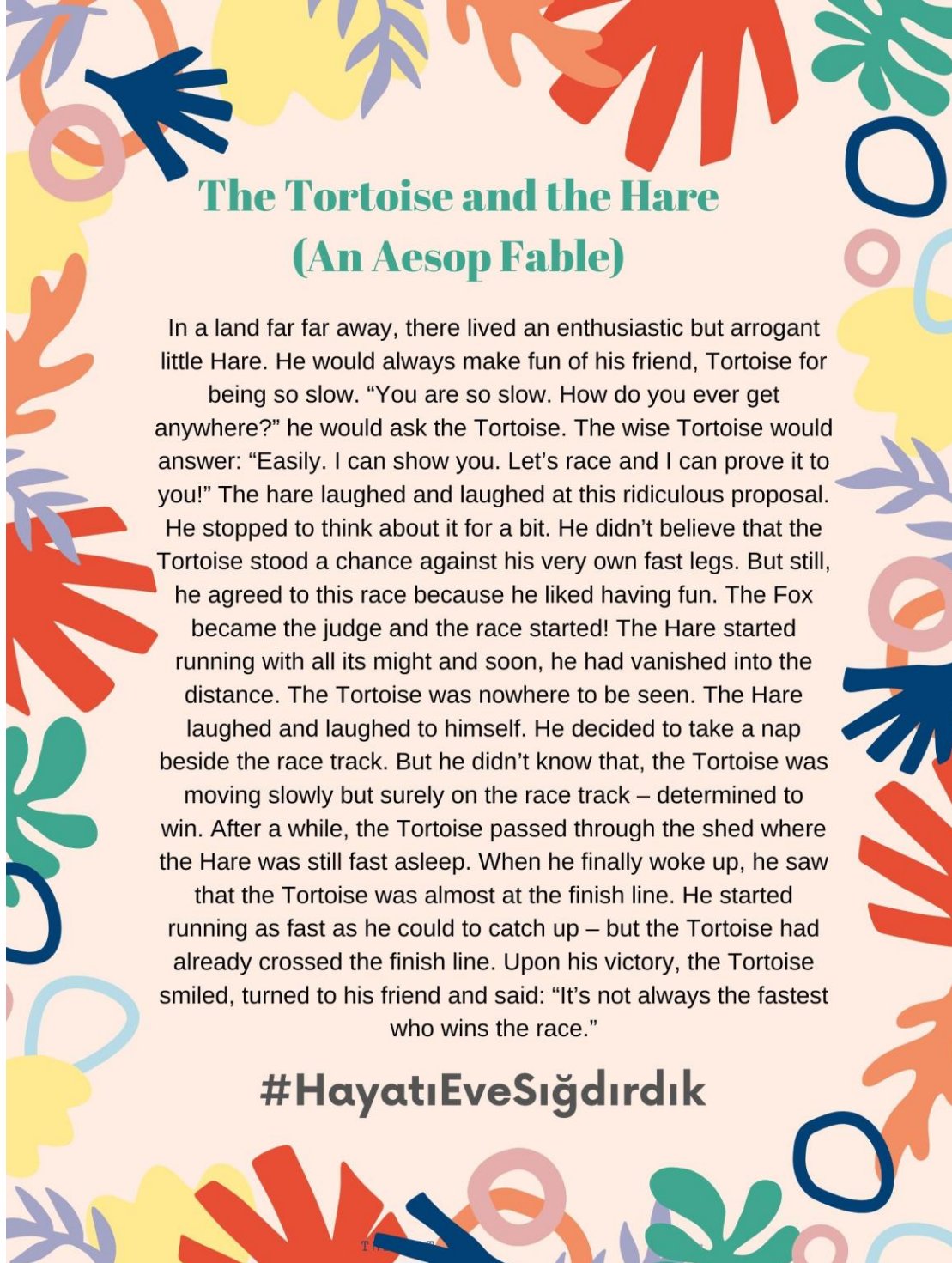
Click on the chosen box for the question.

Pick a category and a point value.

DIGITAL ENGLISH EDUCATION:

<https://view.genial.ly/5e8494fa59ee3c0df4ead0d1/presentation-english>

English With Stories



Elephant and Friends

One day an elephant wandered into a forest in search of friends. He saw a monkey on a tree. "Will you be my friend?" asked the elephant. Replied the monkey, "You are too big. You can not swing from trees like me." Next, the elephant met a rabbit. He asked him to be his friends. But the rabbit said, "You are too big to play in my burrow!" Then the elephant met a frog. "Will you be my friend? He asked. "How can I?" asked the frog.

"You are too big to leap about like me." The elephant was upset. He met a fox next. "Will you be my friend?" he asked the fox. The fox said, "Sorry, sir, you are too big." The next day, the elephant saw all the animals in the forest running for their lives. The elephant asked them what the matter was. The bear replied, "There is a tiger in the forest. He's trying to gobble us all up!" The animals all ran away to hide. The elephant

wondered what he could do to save everyone in the forest. Meanwhile, the tiger kept eating up whoever he could find. The elephant walked up to the tiger and said, "Please, Mr.

Tiger, do not eat up these poor animals." "Mind your own business!" growled the tiger. The elephant has a no choice but to give the tiger a hefty kick. The frightened tiger ran for his life. The elephant ambled back into the forest to announce the good news to everyone.

#HayatıEveSığdırdık

The Little Red Riding Hood

Little Red Riding Hood lived in a wood with her mother. One day Little Red Riding Hood went to visit her granny. She had a nice cake in her basket. On her way Little Red Riding Hood met a wolf. "Hello!" said the wolf. "Where are you going?" "I'm going to see my grandmother. She lives in a house behind those trees." The wolf ran to Granny's house and ate Granny up. He got into Granny's bed. A little later, Little Red Riding Hood reached the house. She looked at the wolf. "Granny, what big eyes you have!" "All the better to see you with!" said the wolf. "Granny, what big ears you have!" "All the better to hear you with!" said the wolf. "Granny, what a big nose you have!" "All the better to smell you with!" said the wolf. "Granny, what big teeth you have!" "All the better to eat you with!" shouted the wolf. A woodcutter was in the wood. He heard a loud scream and ran to the house. The woodcutter hit the wolf over the head. The wolf opened his mouth wide and shouted and Granny jumped out. The wolf ran away and Little Red Riding Hood never saw the wolf again.

#HayatıEveSığdırdık

The Magic Lamp

A boy named Alex found a magic lamp in their backyard. He couldn't believe his eyes. It was just like the fairytale his mother used to tell him. He took the lamp home. He rubbed and rubbed it but nothing happened. Finally, a genie appeared. "I grant you three wishes, little boy. Say, what is your first wish?" he said. Alex stopped to think for a while. "I wish to have all the toys in the world!" All of a sudden, all the toys in the world appeared in his tiny little room! "Say, what is your second wish?" the genie said. Alex thought for a bit. "I wish to have all the candy in the world!" All of a sudden, all the candy in the world appeared in his tiny little room! "Say, little boy. What is your third wish?" asked the genie. Alex immediately answered. "I wish to have a million more wishes!"

#HayatıEveSığdırdık

8. Sınıf İngilizce Ders Tekrarları:

UNIT 1 FRIENDSHIP

<https://view.genial.ly/5e839a1cd5aa510e328e5c4f/presentation-unit-1-friendship>

UNIT 2 TEEN LIFE

<https://view.genial.ly/5e83a6a0aeba3c0e3327cdc6/presentation-unit-2-teen-life>

UNIT 3 IN THE KITCHEN

<https://view.genial.ly/5e84658f3d9b5c0d95873b75/presentation-untitled-genially>

UNIT 4 ON THE PHONE

<https://view.genial.ly/5e846f413d9b5c0d9587fb0c/presentation-untitled-genially>

UNIT 5 THE INTERNET

<https://view.genial.ly/5e84788cd5aa510e329513b0/presentation-unit-5-the-internet>

İngilizce Çalışma Siteleri Tavsiyesi

<https://www.voscreen.com/>

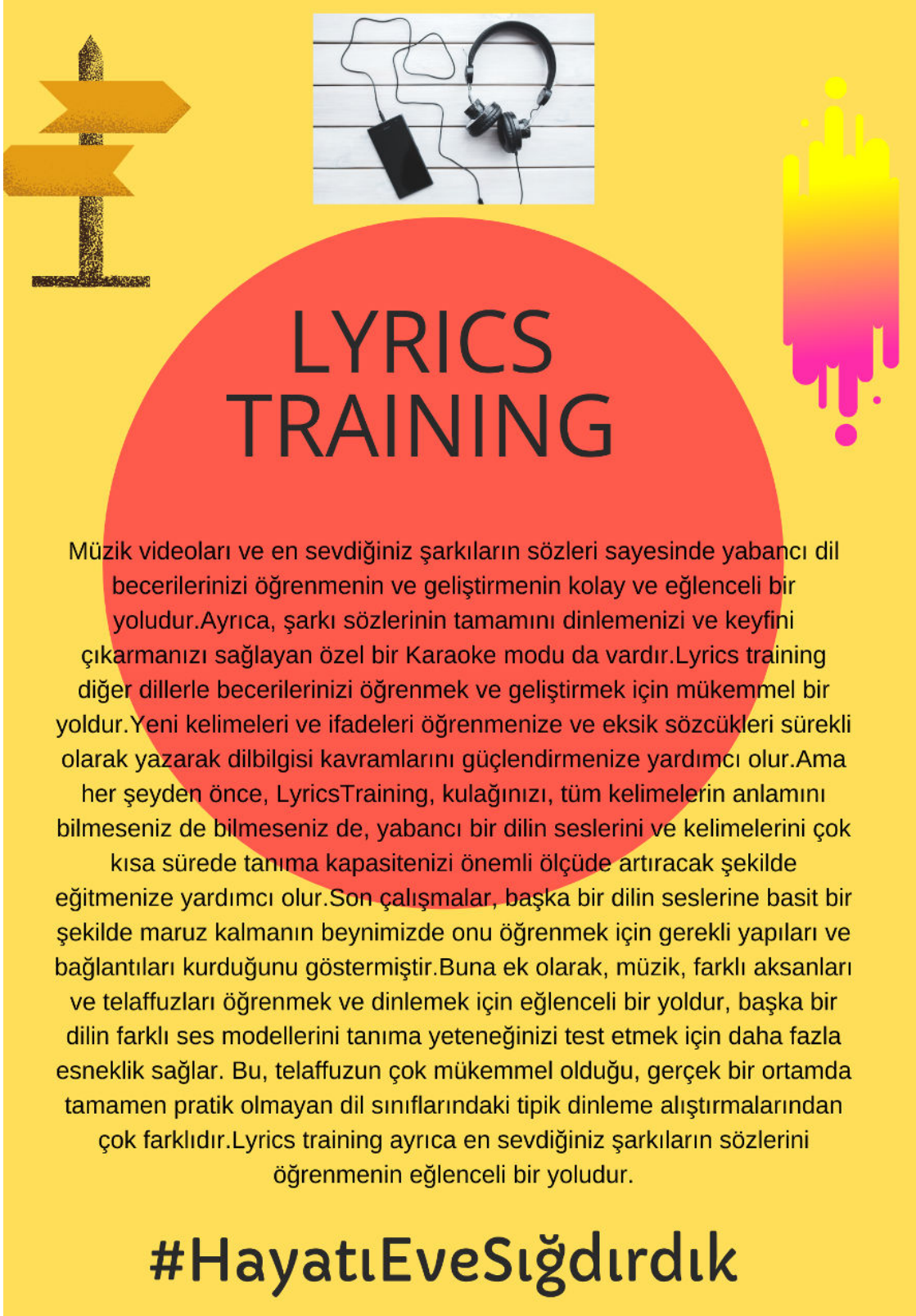


The image is a promotional graphic for the Voscreen website. It features a yellow background with a large red circle in the center containing the word "VOSCREEN" in bold black letters. Above the circle, there are three icons: a wooden signpost with three arrows pointing right, a black smartphone, and a pair of black headphones. To the right of the circle, there is a colorful, abstract graphic resembling a paint splash or a stylized city skyline with yellow, orange, and pink tones. Below the circle, there is a block of text in Turkish explaining the website's purpose and how it works. At the bottom, there is a hashtag "#HayatıEveSığdırdık".

VOSCREEN

Voscreen nedir? Voscreen nasıl çalışır? Voscreen, farklı seviyelerde İngilizce bilenlere hitap eden, kolay kullanışlı bir uygulama. Hem görerek hem de duyarak öğrenmenizi ya da bildiğiniz konularda hafızanızı tazeleme imkanı sunan uygulama, maksimum 15 saniyelik video içeriklerinden oluşuyor. Bu video içeriklerini dinleyip, daha sonra alt yazıyı açabiliyorsunuz. Size, videoda izletilen sahnede konuşulan cümlelerin hangisi olduğu soruluyor. İki seçenekten bir tanesini doğru seçerseniz, doğrudan skorunuza yansıyor. Kısaca Voscreen, ana dil öğrenme sürecinin doğallığında, duyarak ve izleyerek yabancı dil öğrenme metodunu kullanan site, okuma-yazma bilen herkese yabancı dilini geliştirme fırsatı veriyor. Maksimum 15 saniyelik video içeriklerini izleme, dinleme ve anadilde cevap verme yöntemiyle 6 yaşına gelmiş bir çocuğun ana dilini öğrenme sürecini simüle ederek İngilizce öğrenmeye olanak sağlıyor.

#HayatıEveSığdırdık



LYRICS TRAINING

Müzik videoları ve en sevdiğiniz şarkıların sözleri sayesinde yabancı dil becerilerinizi öğrenmenin ve geliştirmenin kolay ve eğlenceli bir yoludur. Ayrıca, şarkı sözlerinin tamamını dinlemenizi ve keyfini çıkarmanızı sağlayan özel bir Karaoke modu da vardır. Lyrics training diğer dillerle becerilerinizi öğrenmek ve geliştirmek için mükemmel bir yoldur. Yeni kelimeleri ve ifadeleri öğrenmenize ve eksik sözcükleri sürekli olarak yazarak dilbilgisi kavramlarını güçlendirmenize yardımcı olur. Ama her şeyden önce, LyricsTraining, kulağınızı, tüm kelimelerin anlamını bilmeseniz de bilmeseniz de, yabancı bir dilin seslerini ve kelimelerini çok kısa sürede tanıma kapasitenizi önemli ölçüde artıracak şekilde eğitmenize yardımcı olur. Son çalışmalar, başka bir dilin seslerine basit bir şekilde maruz kalmanın beynimizde onu öğrenmek için gerekli yapıları ve bağlantıları kurduğunu göstermiştir. Buna ek olarak, müzik, farklı aksanları ve telaffuzları öğrenmek ve dinlemek için eğlenceli bir yoldur, başka bir dilin farklı ses modellerini tanıma yeteneğinizi test etmek için daha fazla esneklik sağlar. Bu, telaffuzun çok mükemmel olduğu, gerçek bir ortamda tamamen pratik olmayan dil sınıflarındaki tipik dinleme alıştırmalarından çok farklıdır. Lyrics training ayrıca en sevdiğiniz şarkıların sözlerini öğrenmenin eğlenceli bir yoludur.

#HayatıEveSığdırdık